

INSTRUCTIONS FOR FOLDING


Items needed:

- Printed copy of the Chatterbox
- Scissors

Tips for folding:

- Make the folds on the Chatterbox's lines
- Each fold should be crisp and sharp
- Folds should not overlap

1 Use the scissors to cut along the solid outline of the Chatterbox to create a square sheet of paper.



2 Place the blank side up and fold the Chatterbox into a large triangle by bringing 2 corners together.



INSTRUCTIONS FOR FOLDING

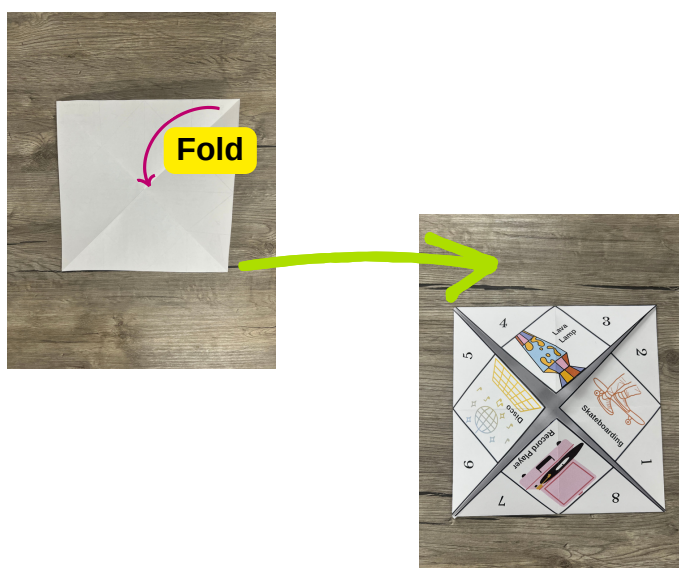
- 3 Next, fold the large triangle into another smaller triangle.



- 4 Unfold the Chatterbox. There should now be an "X" shaped crease.



- 5 Next, place the Chatterbox facedown (blank side up) and fold ALL 4 corners to the center of the "X." The corners should touch but not overlap.



NEBRASKA


Good Life. Great Mission.

DEPT. OF HEALTH AND HUMAN SERVICES




INSTRUCTIONS FOR FOLDING

- 6 Flip the Chatterbox over and repeat STEP 5 on this side.



- 7 Now, fold the square in half to make a rectangle.




- 8 To create the final form, grasp the folded edge of the rectangle and push the upper corners of the rectangle together to create a diamond shape.




INSTRUCTIONS FOR FOLDING

- 9 Puff out each side of the diamond (picture flaps), creating finger spaces.



- 10 Work your fingers (thumb and forefinger) into each of the picture flaps on the 4 corners. Bring the top corners towards the middle. Repeat with the other hand.



- 11 Congratulations you have successfully folded a Chatterbox!



LET'S PLAY!




HOW TO PLAY

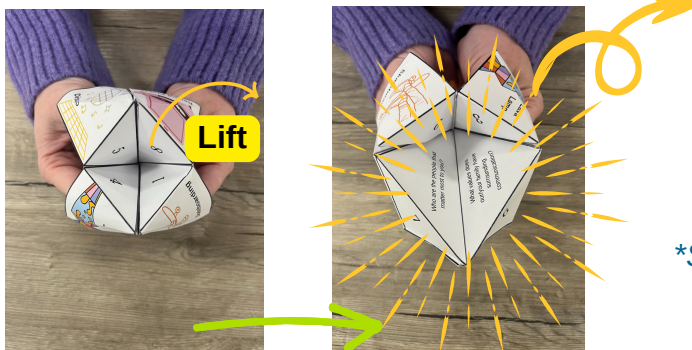
Player 1: Chatterbox operator

Player 2: Selector

- 1 **Player 2** will select one of the pictures.
- 2 **Player 1** will spell out the word from the picture while simultaneously opening and closing the Chatterbox in opposite directions. One letter per opening.



- 3 With the Chatterbox open, **Player 2** will select one of the numbers.
- 4 **Player 1** will open and close the Chatterbox again but this time will count down the number that was just selected by **Player 2**.
- 5 **Player 2** will select another number. **Player 1** will lift the flap to reveal the conversation topic.



- 6 **Player 2** will begin the chat by answering the question that matches with the number selected!

**Switch Players 1 and 2 between rounds.*

NEBRASKA

Good Life. Great Mission.

DEPT. OF HEALTH AND HUMAN SERVICES

